

2025**Sandusky County 4-H Handbook****#4HBeyondReady****Building a Ready Generation in a World of Change****OSU Extension Sandusky County**

2000 Countryside Drive, Fremont OH

(419) 334-6340 <http://sandusky.osu.edu>**THE OHIO STATE UNIVERSITY**
EXTENSION

CFAES provides research and related educational programs
to clientele on a nondiscriminatory basis.
For more information: go.osu.edu/cfaesdiversity.

Project Changes for 2025

New Projects

365 Self-Determined Idea Starters
Aquaponics, Digital Citizenship,
Surviving the Great Outdoors
385 Local Government: Answer the Call
445 Exploring Personal Finance
(replaces Becoming Money Wise)
489 Microscope Mysteries
549 Young Engineers in Space: Microgravity
651 Be a Sustainability Hero
652 Farm to Table to Career

Updated Publications:

140R Swine Resource Handbook
140 Swine Project and Record Book

Discontinued Projects:

358 The Truth About Tobacco
374 Teens on Board
495 Your First Home Away from Home
551 Getting to Know Your Tractor



HORSE PROJECT CHANGES:

Members do not need to enroll in a “horse club” to take horse projects.

See Horse Project area for more details.

This is a pilot / trial year for this change and it will be evaluated in the fall for the future.

Notes

Project Levels vs. Ages

Recommendations for 4-H projects are based on a members experience level and/or age.

Beginner Level projects are designed for members of any age who have little to no experience in the project area or 8-10 year olds.

Intermediate Level projects are designed for members who have previous experience in the project area or 11-13 year olds.

Advanced Level projects are designed for members who have much experience in the project area or are age 14 and older.

If members take multiple projects within the same project area, they should choose projects within the same level. (for example two beginner health projects, or two intermediate health projects, but not one beginner and one intermediate)

Competition & Sportsmanship

4-H project and club work is designed to provide learning experiences for our youth. While the 4-H program does promote the use of healthy competition, the focus of 4-H is to build leadership, citizenship and life skills.

Please remember that the blue ribbon, trophy, or other award is not the end goal.

4-H is a community
of young people
across America
who are learning
leadership,
citizenship and
life skills.

2025 Sandusky County 4-H Handbook

Dear 4-H Family

The 4-H handbook has been prepared to assist you and your family. Please read it carefully and keep in a safe place. You will need this handbook for the entire 4-H year. The handbook is also available online at: <http://sandusky.osu.edu> under "4-H Youth Development."

If you have any questions or concerns at any time, please call the Ohio State University Extension, Sandusky County office. Our address and phone number are listed on the front and back covers.

We hope you have a wonderful year in 4-H as you take part in the many activities planned for you.

Gwen Soule
Extension Educator
4-H Youth Development



What is 4-H?

4-H is an educational program for youth age 5-19 which is based on interactive and hands-on activities. The program is lead by Ohio State University Extension in partnership with County Commissioners and with the help of local volunteers.

The 4-H Program includes membership in community clubs, individual projects, group activities, camping, school enrichment programs and more.

All 4-H programs are co-ed in nature and are open to both boys and girls. Participation is open to all youth of appropriate ages, on a non-discriminatory basis.

Contents

Changes for 2025	2
Project Levels vs. Ages	2
4-H Membership	4
Community Club Organization	6
4-H Projects—FAQ, Books, etc.	7
Project Judging Information.....	8
Special Rules for Livestock	10
4-H PROJECTS	
Animal Sciences (Livestock & Rabbits).....	11
Horses.....	15
Companion Animals	16
Veterinary Science	17
Discovering 4-H	17
Self-Determined	18
Money Management	18
Healthy Living	19
Family Life	19
Leadership & Citizenship	20
Careers, Home Living	21
Food and Nutrition	22
Clothing & Textiles.....	24
Creative & Leisure Arts.....	27
Writing.....	28
Photography.....	28
Science & Aerospace	29
Bicycle, Electricity	30
Rope, Tractors & ATV	31
Small Engines, Welding.....	32
Woodworking.....	33
Gardening	34
Conservation	34
Shooting Sports	36
Resources	37
Calendar.....	38

This handbook provides information primarily for members of our 4-H community clubs program.

For more information about other 4-H programs, please contact
Ohio State University Extension in Sandusky County at 419-334-6340.

4-H Membership

Who Can Join 4-H?

All 4-H programs are co-ed in nature and are open to both boys and girls. Participation is open to all youth of appropriate ages, on a non-discriminatory basis.

Eligibility for 4-H Cloverbud Program begins when a child is in kindergarten and is at least age 5 as of January 1 of the current year. A child is no longer eligible for cloverbuds when he or she qualifies for the Project Member Program.

Eligibility for the 4-H Project Member Program begins when a child is in third grade and 8 years old as of January 1 of the current year. Any youth age 9 years or above is eligible to be a project member.

Ohio 4-H membership ends December 31 of the year in which an individual reaches the age of 19 years.

Provisions for older individuals with special needs to continue beyond age 19 are considered on a case by case basis.



Enrollment Deadlines

ALL Community Club Members.....April 1st

Members enrolling after the above deadlines will be registered as non-traditional members. Non-traditional members may still complete club activities and complete a project, but they are not eligible to participate in county competitions, place in any projects, compete at the Ohio State Fair, or exhibit livestock at the County Fair.

Member Fees

Project Members \$15

Includes project books

Replacements for lost books are full cost (\$6 - \$30)

Books requested after June 15th are also full cost.

Cloverbud Members \$10

Includes My Cloverbud Year book

Need-based fee scholarships are available, however families may be asked to cover project book costs.

Project Member Program

(Community Club)

Project Members must enroll in an approved, chartered 4-H Community Club and select at least one 4-H project from the list contained in this handbook.

While assistance is sometimes available from 4-H volunteers, it is the member's responsibility to complete their projects and keep track of any deadlines associated with them.

Project descriptions and requirements are included in this handbook.

Members are encouraged to limit their projects to only those which they will be able to complete by judging.

Cloverbuds Program

(Community Clubs)

The Cloverbud Program is a non-competitive, activity based program. Cloverbuds complete short-term activities to explore a variety of topics at meetings, and not projects at home.

Cloverbud members are not eligible for competitive events, residential (overnight) camps, and/or projects designed for 8-19 year old's.



Participation Expectations

Ohio 4-H encourages members to participate as fully as possible to get the most benefit from the program. All Ohio 4-H Club Constitutions include minimum participation expectations.

In Sandusky County clubs are required to complete 8 meetings or activities, so members are required to attend at least four meetings or official activities to remain a member in good standing, regardless of the number their club hosts. Clubs may also require additional participation in their By-Laws provided those are submitted to OSU Extension and communicated to all member families.

Members who fail to remain members in good standing may not be eligible for competition, exhibition at the county fair, and/or other award opportunities.

4-H Membership

Dual Membership 4-H / FFA

Often older 4-H members are also FFA members, sometimes within the same county and sometimes in an adjacent county. Members may not take the same project in both 4-H and FFA. Separate or different projects must be taken in each organization.

Members may find it easiest to take completely different projects (such as two different species of livestock) However, member may take livestock projects of the same species if they take a breeding project in one organization and a market project in the other.

	4-H	FFA
Allowable	Market Steer	Market Hog
Allowable	Market Steer	Beef Breeding
Not Allowable	Market Steer	Market Steer
Not Allowable	Market Steer	Beef Feeder

Membership Across County Lines

Youth are required to join the 4-H Program in their county of residence or receive approval **at least 30 days before the enrollment deadline** for membership outside of the county of residence.

- Cross county membership is not permitted when requested for competitive reasons, such as higher livestock sales prices, less competition in classes, etc.
- 4-H membership in two counties simultaneously is not permitted. Youth must choose one county.
- In situations where the county of residence does not have a 4-H program, youth may not join in another county.
- If a member is approved for cross county membership, and the 4-H Program in their county of residence ceases to exist for financial reasons, the youth's membership will end on December 31st of that year.

In the case of youth with multiple addresses, the county of residence is based on the address they use to determine school district eligibility.

4-H is an Ohio State Extension Program

4-H is an educational program provided by Ohio State University Extension. Each county's program is provided through a partnership between OSU Extension and local county commissioners.

Sandusky County Ohio State Extension
2000 Countryside Drive, Suite D
Fremont, OH 43420

(419) 334-6340

<http://sandusky.osu.edu>

Office Hours: Monday - Thursday, 8:00am - 4:00pm

Sandusky County Ohio State University Extension Staff

Allen Gahler - gahler.2@osu.edu
Extension Educator, Ag. & Natural Resources

Kaytlyn Graver - graver.26@osu.edu
Program Assistant, 4-H Youth Development

Sue LaFontaine (part-time) - lafontaine.5@osu.edu
Program Assistant, Ag. & Natural Resources

Abby McCoy - mccoy.910@osu.edu
Office Associate

Ruby Randolph - randolph.72@osu.edu
SNAP Ed Program Assistant

Gwen Soule - soule.12@osu.edu
Extension Educator, 4-H Youth Development

Katie Schlagheck - schlagheck.11@osu.edu
(shared position with Ottawa County)
Extension Educator, Family & Consumer Sciences

Ohio State University Extension thanks the Sandusky County Commissioners for partnering with us to make all Extension Programs, including Sandusky County 4-H, possible.

Community Club Organization

Community Club Requirements

To remain in good standing, clubs must meet the following expectations each year:

- All advisors complete annual training by **APRIL 1st**.
- **At least one** volunteer attends the annual kick-off and volunteer training in person.
- Complete club enrollment packet by April 1st.
- Have at least 5 members from at least three different families, and two volunteers enrolled by April 1st.
 - ◊ Cloverbuds require a 2nd designated volunteer.
 - ◊ All clubs are required to have at least two volunteers.
- Plan and hold a minimum of 8 meetings or activities between January 1st - December 31st.
- Elect an officer team of at least a president, secretary, and treasurer by May 1st.
- Complete at least two educational events each year (ex. project work sessions, guest speakers, tours, demonstrations).
- Complete Ohio 4-H required financial reporting:
 - ◊ File year end financial report with OSU Extension prior to February 1.

Individual Community Club Rules

Clubs are required to adopt a constitution which is provided as a template by Ohio 4-H.

Clubs may also adopt individual rules by creating a By-Laws to attach to their constitution, provided those rules are not in conflict with state guidelines.

Some examples of rules adopted by individual clubs are:

- club dues policies
- maximum number of members
- types of projects permitted & completion policies
- attendance policies Members not meeting the club's requirements will NOT be permitted to compete or to exhibit at the County Fair.

Clubs are not permitted to vote on accepting or not accepting particular members into their club. This is a clear violation of Ohio and National 4-H Council policy.

If used, club by laws (rules) must be provided to every member every year.

New Community Clubs

Anyone wishing to start a new 4-H club should contact the Extension Office by January 1st. Clubs must meet at least these minimum requirements, in this order, by **March 1st**:

- At least two adult volunteers must complete volunteer screening, selection, and training.
 - ◊ The Cloverbud program requires a designated volunteer.
- Entire advisor team meets with county educator for new club training (scheduled by appointment).
- Begin the county 4-H Charter process.
- Obtain an EIN number from the IRS.
- Complete an Ohio 4-H Tax Exemption Authorization form.



After March 1st:

- Club enrollment packets are due April 1st.
- At least 5 members from at least 3 different families, and two volunteers must be enrolled by April 1st.
- Complete a club constitution.
- Complete Annual Club Requirements (see left).

Club By-Laws

Club by-laws are optional.

Clubs which wish to set additional standards or expectations should create club by-laws and provide those in writing to every family. A copy of by-laws must also be submitted to the Extension Office to be kept on file.

As a best practice, by-laws should be reviewed annually at an early club meeting and any changes to club by-laws should be proposed and voted on by members.

Some examples of by laws include participation expectations (meetings, community service, or fundraising), a minimum age or years of experience for club officer positions, a project completion requirement to remain in good standing, and points or other reward systems, etc. These expectations are in addition to state and county 4-H rules and the Ohio 4-H Code of Conduct.

OSU Extension will enforce club by-laws, as requested by club leaders, including restrictions on county fair participation if the above guidelines are followed.

4-H Projects


Project Books & Resources

Every 4-H project has a designated project book, which includes background information, activities, and instructions for completing your project. These books are designed for the members to write in and complete as they do their project activities.

The only project without books are the self-determined and master projects which instead have outlines for youth, who then design their own project.

Some projects also require a resource manual, which is designed to be used for as many years as you take the project. These are common for animal projects, but are also available for a few non-animal projects. If your project has a resource manual, it will be noted in the project description.

Project books do not include county judging or fair display requirements. You can find those in this handbook



Livestock & Horse Record Books


Members taking livestock and horse projects must complete a record book for each project every year. These books must be turned in at the county fair.

RECORD BOOK REQUIREMENTS:

There are 4-H Record Books for every animal project. (Please note that the Dairy Beef Feeder Project uses the Beef Record Book).

Every member taking any livestock or horse project is required to complete these record books as part of their project. All animals in one project area may be kept in one book. Additional books can also be requested if preferred. Members whose project books are not complete when reviewed by Jr Fair Committees can be prevented from county fair participation or restricted from winning awards.

Most project areas also offer a resource manual for information about animal health, care, selection and use. Members are provided one of these the first year in the project. Replacement or additional manuals must be ordered and cost \$10-\$30.



Frequently Asked Questions

Can I see the project books ahead of time?

Yes. Project books can be viewed at the Extension Office during our normal business hours or members can preview one activity of any Ohio 4-H Project book anytime through the online Ohio 4-H Project Central (see below).

Does a member have to do all of the activities in the project book?

Answers for this question vary based on the project. Some projects are designed to be used for a single year and require all activities to be completed. Others are designed for multiple years and require only 1/2 or 1/3 of the activities to be completed each year. This information will be included in the front section of each project book.

Can I take a project a 2nd or 3rd time?

Some project books are designed to be used for more than one year. The first section of each book will note if the project is designed for multiple years. These projects usually have 12-15 activities instead of the normal 6-8. Members need to read the instructions at the front of the book to see how they should decide which activities to do each year.

Can I change a project if I decide I don't like it?

Members may make changes to their projects through April 1st of each year. After April 1st, if a member still wishes to change a project they will not be eligible for awards or state fair participation, or to exhibit livestock at the fair (if the livestock project was changed).

How do I know what to take to judging or to the fair?

This handbook contains all of the county judging and fair requirements for each project with the project descriptions. See pages 11-38.

Project Central

Ohio 4-H has a website where members can learn more about projects including a preview for each book where they can review the table of contents and one activity.

www.ohio4h.org/projectcentral

On this same site members can also provide ratings and reviews for projects they have already taken to help Ohio 4-H improve projects for the future.

Please note that only state-wide projects are listed. Most, but not all state projects are currently offered in Sandusky County. Additional county-based projects may be viewed at the Extension Office.

Project Judging

Why are 4-H Projects Judged?

Project judging gives members an opportunity to visit with a judge about their project experience.

This interview style judging is designed to be a positive experience which teaches youth valuable interview skills, and provides a closure for the project.

Judging also serves as a way for youth to be rewarded for their project work through letter grades, placing's, state fair participation opportunities, and other project awards.



State Fair Participation

Many 4-H projects can be taken to the Ohio State Fair or other state level competitions. Please see the project descriptions in this handbook to know which projects can be taken to the state fair.

Livestock and Small Animals:

- Members do not need to qualify, but they do need to pre-register **by June 21st at 1pm.**
- Information is online at www.ohiostatefair.com

Horse Projects:

- Members must qualify through a special horse show called a PAS show.
- Please see your advisor for details.

Other Projects:

- Members are selected for state fair participation through Pre-Fair judging.
- Selection criteria vary between different project areas.

Members selected for state fair should read their entire packet carefully.

Many requirements are different from county judging.

Project Interview Judging

All non-livestock projects are evaluated at Project Interview Judging in July.

Tuesday, July 8, 2025

Grace Community Church, Fremont

Times are assigned at later date

At pre-fair judging members will meet with a judge for 5-10 minutes. Members should bring the required items (see project description in this handbook). They should be prepared to explain what they did, talk about their display items, and answer questions.

Although staff and volunteers do their best to keep the schedule moving on time, there are inevitably delays in some project areas. Families should allow plenty of time for judging, especially if members have more than one project.

Judging is held in July so members may be selected for state fair participation.

Early Interview Judging

If a member cannot attend the regular project interview judging day, they have two options for completing their project.

• **Early Judging - July 1, 2025**

- ◇ Members may schedule an appointment for early judging by calling the Ohio State University Extension Office.
- ◇ Members who attend early judging are still eligible for awards and state fair selection.
- ◇ Virtual Options will be available on this date.

• **Completion Judging - Before August 10th**

- ◇ Members can make arrangement to have their projects judged for a grade by their advisor.
- ◇ Projects judged by advisors are not eligible for awards or state fair selection.



Non-Livestock Project Displays for Judging & Fair

Non-Livestock projects are evaluated and completed through an interview process at Project Interview Judging. Judging is an opportunity to complete your project by sharing your experience with the judge and to compete for project awards.



Most projects require you to bring an item to show the judge. In the project descriptions section of this handbook, each project or project area lists any specific requirements. However, many projects offer options of a “small display or poster.” The display allows you to share a specific experience you had with your project or showcase something learned. Judges have prepared questions for members and the display often helps guide additional discussion, so be sure you understand the items in your display.

Display option examples:

- **Products** made as part of the project make an excellent display. Examples include something sewn, home décor items, or a woodworking item. This item can often be used as your display for the county fair as well.
- **Portfolios or scrapbooks** showing experiences from the project activities. This item can also be used as a county fair exhibit.
- **Posters** are one of the most popular choices for displays. A poster should help a viewer better understand your project as a whole or a small portion of a topic learned. They can also be used as your fair exhibit.
 - In most cases, posters can be no larger than 22x28 inches (standard poster boards). Tri-folds are only permitted for self-determined as they are specifically outlined in the project.
 - If you choose to use foam board or heavier materials, please be sure to attach a staple strip such as a piece of heavy duty tape folded over before fair so your club or other volunteers can hang your poster with staples.
 - Secure items well, especially when planning on displaying a poster at the fair. Heat and humidity can cause some adhesives to fail.
 - **All posters will have a 5 1/2 “ by 8 1/2 inch exhibit card attached over the lower right hand corner. Please consider leaving this space blank (whatever is there will be covered)**
- **Presentations** are a great option for some members. These could include power point or other digital slide show presentations, a short video or a live demonstration. Remember that judges try to spend about the same amount of time with each member so these presentations should be concise, no longer than two minutes. Please note that internet is not always available at our judging locations. Presentations should be able to be completed off-line. All equipment needed must be brought by the member. Some extra creativity or additional items may be needed when creating a fair display, as we do not have access to digital display boards or televisions at the fair.

Feel free to be creative and bring unique displays not listed above!

Fair Exhibits:

Members are encouraged to participate in the county fair by displaying an item to represent their project. Usually this is an item already created as part of the project or for interview judging. Members who exhibit can earn a small premium payment from Jr. Fair.



A Note about State Fair:

Please note that each state fair competition has its own unique requirements. Some have hands-on activities to complete, others require a presentation, and some require a display. They sometimes allow other poster or options (such as tri-folds). Members are permitted to modify their posters or create new for state fair, but many members have won honors even with the smaller posters. Members taking trifold to the state fair will be permitted to display those at our county fair, however please know that they may be hung as opposed to set up.

Special Rules for Livestock Projects

Livestock Projects have specific, additional requirements to allow for exhibit at the county fair. These rules apply to all animals being shown at the county fair, except horses (which have their own set of requirements, listed in the project descriptions section).

- ☐ **Livestock Quality Assurance** - Deadline July 1
Every member taking livestock (not horses) must attend a quality assurance training prior to July 1st, unless they have previously tested out (age 15 and up only). *See details below.*
- ☐ **Junior Fair Livestock Entries** - Deadline July 15
Jr. Fair entries are required for all animals being exhibited at the fair and are always due July 15th. These entries must be signed by the club advisors, so waiting until the last minute is not advised.
- ☐ **NOTE CHANGE! Skillathon and Project Record Book** - Aug 10
ALL Members must complete skillathon for each species/department to be eligible for Jr Fair competition.
A completed record book is part of this requirement.
- ☐ **Drug Use Notification Form (DUNF)** - Due to County Fair on Move in Day
- DUNF are required by Ohio Department of Agriculture for all market animals.
- ☐ **Specific Project Requirements for County and State Fair Exhibition**
Most livestock projects have additional requirements such as possession dates, tagging / identification, weight limits, age, breeds, barn rules, etc. in order to show at the county fair. These requirements can be found in the Fair Book and on the Jr. Fair Livestock Requirements Summary.

Note: Only 4-H members in good standing may exhibit projects of any kind at the county fair:

Junior Fair entries will not be accepted from members who fail to meet their club's participation requirements (attendance, project completion, community service, etc.). Members who fail to meet club requirements are not in good standing and are therefore not eligible to compete at the county fair.

IMPORTANT CHANGE!!!

All members taking a livestock or horse project must complete the Livestock Skillathon to be eligible for Jr. Fair Competition.

Sunday, August 10, 2025

2:00pm-5:00pm at the Fairgrounds

Make-up appointments are available from August 11-August 14th and can be scheduled by calling 419-334-6340 by 4pm August 11th.

Note that make-up scores do not count towards the Outstanding Exhibitor Contest.



2025 Livestock Quality Assurance Options



<u>County-Wide QA Programs</u>	<u>Club - Level QA Programs</u>
Open to all 4-H and FFA. No registration required. - April 1 Market Livestock School RSVP required, limited seats. 6:30pm at Vanguard - April 17 QA Program at 6:30pm at Vanguard - May 12 QA Program at 6:30pm at Vanguard	Individual clubs and FFA Chapters may host QA training. Club programs must have a certified assistant instructor lead the program, using the approved county-wide QA program.
<u>Asynchronous, Paid Online Course - YQCA</u>	<u>4-H Age 15 & Older</u>
Members of all ages also have an online QA Training Option! A small fee does apply to this course. Please note that only this <u>one</u> , specific online course is being accepted. For more details, visit: http://go.osu.edu/sc4hqa	OSU Extension offers an ODA approved test out option for youth 4-H age 15 and older. Youth who score a 70% or higher are exempted from QA permanently. More information at http://go.osu.edu/sc4hqa
<u>Out of County Options</u>	
Members may also attend programs hosted by OSU in other counties and OSU-approved Face to Face programs at livestock shows and events. Online Beef QA and other specific online programs are currently not accepted. Multi-year BQA certification is not permitted by ODA for fairs, so Ohio BQA is only good for ONE YEAR, not three.	



4-H PROJECT LIST & INFORMATION

All Livestock Projects: See fair book for weight limits, identification requirements and other details.

BEEF

**All beef projects require the Beef Resource Manual.*

STATE FAIR: Members taking livestock projects marked with “STATE FAIR” may exhibit at the Ohio State Fair if they choose (horses have a qualification system, others are open). Entries are due June 21st at 1pm. Please see the state fair web site at: <http://www.ohiostatefair.com> for details and forms.

Beef Breeding Project (#117B) All levels

STATE FAIR

Select the animal(s) and learn skills in record keeping, feeding, management, genetics, reproduction, and herd health.

FAIR EXHIBIT: Animal(s) raised. Possession date June 1st (except calves born after).

Market Beef Project (#117M) All levels

STATE FAIR

Raise, keep records and market one or two market beef animals.

FAIR EXHIBIT: Members may take up to two animals; only one may be a heifer. Steers must be dehorned & castrated. All animals must be tagged on the designated date in December. Members may tag up to 4 animals but may only show two. Animals being shown at state fair must be complete DNA sampling kit and submit to Ohio State Fair by January 15th.

Beef Feeder Calf Project (#117BF) All levels

STATE FAIR

Raise, keep records and market one or two beef or beef-dairy cross calves. Exhibitors 4-H age 8-13 may bring one or two beef feeders. Exhibitors 4-H age 14 and older who wish to take two beef feeders must also exhibit a breeding animal or market beef project.

FAIR EXHIBIT: All animals must be tagged by the beef committee the first Saturday in June (possession date June 1). Members may tag two calves but may only show one.

Dairy Beef Feeder Project (#117DF) All levels

STATE FAIR

Raise, keep records and market one or two male dairy calves. Project animals are to be born after January 1 of the current year. *Requires Beef Resource Manual (Not Dairy).*

FAIR EXHIBIT: One or two dairy beef feeder calves. There will be two divisions – 100% Dairy and Dairy Cross (no more than 50% Beef, remainder Dairy). Multi-purpose breeds are considered beef. Members must have completed at least three years in this project (not including this year) to exhibit two animals at the fair. Calves must be dehorned & castrated. All animals must be ear tagged by the dairy beef committee the first Saturday in June (possession date June 1). Members exhibiting one calf may tag two; members exhibiting two calves may tag up to four.

DAIRY CATTLE



**All dairy projects require Dairy Resource Manual*

STATE FAIR: Members taking livestock projects marked with “STATE FAIR” may exhibit at the Ohio State Fair if they choose (horses have a qualification system, others are open). Entries are due June 21st at 1pm. Please see the state fair web site at: <http://www.ohiostatefair.com> for details and forms.

Dairy Calves & Heifers Project Record/Activity Book (#127CA) All Levels

STATE FAIR

Select the animal and learn skills in record keeping, feeding, management, genetics, reproduction, and herd health.

FAIR EXHIBIT: Animal(s) raised, possession date June 1st (except calves born after) See Fair book for details.

Dairy Cows: Project & Record/Activity Book (#127CO) All Levels

STATE FAIR

Project may be used by older 4-H dairy project members whose calf projects have become milking cows. Keep feed and production records on all animals.

FAIR EXHIBIT: Animal(s) raised, possession date June 1st (except calves born after). See Fair book for details.

SWINE



**Both Swine projects require the Swine Resource Manual.*

STATE FAIR: Members taking livestock projects marked with “STATE FAIR” may exhibit at the Ohio State Fair if they choose (horses have a qualification system, others are open). Entries are due June 21st at 1pm. Please see the state fair web site at: <http://www.ohiostatefair.com> for details and forms.

Market Hog Project (#140MA) All Levels

STATE FAIR

Raise at least one hog for market and learn about market hog management.

FAIR EXHIBIT: One or two hogs. There is no tagging requirement, but hogs must be in possession by June 1st. The Jr. Fair swine show is *terminal*, and all hogs go *directly* to slaughter from the fair.

Swine Breeding (#140BR) All Levels

STATE FAIR

Select the animal(s) and learn skills in record keeping, feeding, management, genetics, reproduction, and herd health.

FAIR EXHIBIT: None (swine breeding not shown at county fair). Projects should be judged by an advisor prior to Aug. 1.

SHEEP

**Both sheep projects require the Sheep Resource Manual.*

STATE FAIR: Members taking livestock projects marked with “STATE FAIR” may exhibit at the Ohio State Fair if they choose (horses have a qualification system, others are open). Entries are due June 21st at 1pm. Please see the state fair web site at: <http://www.ohiostatefair.com> for details and forms.

Market Lamb Project & Record Book (#198) All levels

STATE FAIR

Raise at least one lamb for market and learn about market lamb management.

FAIR EXHIBIT: One, two, or three animals. Members are limited to two animals per gender. Wethers must be castrated. All animals must be tagged by the sheep committee the first Saturday in June (possession date June 1). Lambs must have scrapies identification prior to tagging. Members may tag up to 6 lambs but can only show 3.

Sheep Breeding Project & Record Book (#199) All levels

STATE FAIR

Select the animal(s) and learn skills in record keeping, feeding, management, genetics, reproduction, and flock health.

FAIR EXHIBIT: At least one entry in the breeding sheep classes shown in fair book, possession date June 1st. Check fair book for details. ALL breeding sheep must have premise tattoo, ear tag, or microchip to meet scrapies disease program requirements prior to fair. Paperwork must be completed and submitted with Jr Fair entries by July 15th.

RABBITS



**All rabbit projects require the Rabbit Resource Manual.*

Breeding Rabbit Project (#228BR) All levels

STATE FAIR

Select one or more rabbits, and learn skills in record keeping, feeding, management, genetics, reproduction, and health. Members are encouraged to obtain and raise a purebred, although any pet rabbit may be used.

FAIR EXHIBIT: 1st year – one rabbit of one breed, 2nd year – two rabbits of one breed, 3rd year – three rabbits of one breed, 4th year – three rabbits of one breed and up to three rabbits of a second breed. All rabbits are required to have a permanent legible tattoo in the rabbits left ear (committee will tattoo first Sunday in August at market rabbit tattooing for free or you can have tattooed elsewhere). All rabbits of a breed not recognized by the ARBA are shown as a cross/mix. All rabbit tattoos must be submitted at time of entries or tattooed by first Sunday in August and submitted to committee. Doe and litter class will be available (must also exhibit another breeding rabbit. Doe and Litter kits must be 3-5 weeks old.

Market Rabbit Project (#228MA) All levels

STATE FAIR

Raise rabbits for market and learn about market rabbit management.

FAIR EXHIBIT: Exhibit a single fryer and/or meat pen (3 rabbits). Rabbits must weight 3-5 pounds each. Market Rabbits must be tattooed by the Jr Fair Rabbit Committee on the first Sunday in August. Members may tattoo up to 4 fryers and/or 8 meat pens. Members must specify which rabbits are for market fryers or meat pens at time of tattooing.

GOATS

*ALL goats must have premise tattoo, ear tag, or microchip to meet scrapies disease program requirements prior to fair. **Paperwork must be completed and submitted to Jr Fair by Entry Deadline of July 15th for state inspection purposes. This will be strictly enforced.** If you choose to use a microchip, you must provide the microchip reader and it must be kept at fairgrounds and available for entire duration of the fair. Tattoos must be clearly legible.*

All goats, except for pygmy and boer goats, must be dehorned. Wethers may not show any evidence of testicles.

**All goat projects use Goat Resource Book (#135R). All goat projects use the same record book (#135). Please note that Sandusky County does not currently offer companion goats projects.*

STATE FAIR: Members taking livestock projects marked with “STATE FAIR” may exhibit at the Ohio State Fair if they choose (horses have a qualification system, others are open). Only meat and dairy goats are eligible for Breeding (production) projects at State Fair. Entries are due June 21st at 1pm. Please see the state fair web site at: <http://www.ohiostatefair.com> for details and forms.

Breeding (Production) Dairy Breeds (#135BD)

All levels

STATE FAIR

Breeding (Production) Meat Breeds (#135BM)

All levels

STATE FAIR

Fiber Breeds (Angora) (#135F)

All levels

COUNTY ONLY

Information for all breeding (production) projects:

Select the animal(s) and learn skills in record keeping, feeding, management, genetics, reproduction and herd health.

These projects are for those wishing to experience responsibility for raising, training, showing, and breeding goats.

FAIR EXHIBIT: At least one entry in production goat classes, as listed in the fair book. Possession date, June 1st. Maximum of 10 breeding (production) goats per exhibitor may be shown at the fair. All registered does must be tattooed and have a pedigree or certification of registry (unregistered do not).

Pygmy Goats (#135PY) All levels

COUNTY ONLY

Learn more about raising, training, and showing Pygmy wether goats. Members may raise does (production goats) and/or wethers.

FAIR EXHIBIT: 1 or 2 wethers and/or at least one entry in production goat classes, as listed in the fair book. See fairbook for details. Members may show both does and wethers, but are not required to have both. Possession date, June 1st.

Harness Goat (#135H) All levels

Train your goat to accept a harness and pull a small cart.

FAIR EXHIBIT: 1 or 2 goats (wether or doe). Possession date, June 1st. Members may not use current year's market goat project for this project.

Pack Goat (#135P) All levels

Train your goat to accept a pack, carry weight, and navigate obstacles.

FAIR EXHIBIT: 1 or 2 goats (wether or doe). Possession date, June 1st. Members may not use current year's market goat project for this project.

Market Goat (#135M) All levels

STATE FAIR


Raise at least one goat for market and learn about market goat management. Secure and feed at least one goat born between January 1 & April 1 of the current year.

FAIR EXHIBIT: 1 or 2 goats (wether or doe). Goats may be dairy or Boer goats. Dairy goats must be 100% of any dairy breed or cross from within dairy breeds (no non-dairy crosses). Boer goats may be purebred or crosses but must contain a minimum of 1% Boer. All market goats must be tagged by the goat committee on the designated date in June. Up to 4 goats may be tagged but only two can be exhibited. **Market goats are required to have scrapies identification by tagging.*



POULTRY

Ohio 4-H does not have a Poultry Resource Manual at this time. Poultry Resources are available online at: <https://ohio4h.org/poultry>



Please remember that Jr. Fair birds are to be properly cleaned and proper water cups used at all times while exhibiting at the fair. Committee members do not provide care for exhibits.

All Production (pullets), broilers, fancy poultry, and turkeys must meet negative Pullorum/fowl typhoid disease requirements as listed in the fair book (Livestock Rule 901:1-18-05). Please be sure you get this paperwork when you purchase your birds.

STATE FAIR: Members taking livestock projects marked with "STATE FAIR" may exhibit at the Ohio State Fair if they choose (horses have a qualification system, others are open). Entries are due June 21st at 1pm. Please see the state fair web site at: <http://www.ohiostatefair.com> for details and forms.

Chicken, Egg Production (#150CEP) All levels

COUNTY ONLY

Select the animal(s) and learn skills in record keeping, feeding, management, breeding, and flock health. Project is designed to help you learn about poultry production and management through experience.

FAIR EXHIBIT: Show a pen of 3 (3 pullets, or two pullets and a cockerel). Birds must have been hatched September 1st of previous year – April 1st of current year, however the desired age is 21 weeks. All birds must in possession by June 1st.

Chicken, Market (#150CM) All levels (Formerly Broilers)

STATE FAIR

Raise poultry for market and learn about poultry flock management. Project may be taken by any members but, members must exhibit poultry 2 years before selling at the county fair (members may sell their third year of exhibiting).

FAIR EXHIBIT: Show a pen of 3 (must be all same gender). Pen must meet weight limits. Birds must be purchased at least 6 weeks prior to fair.

Chickens, Exhibition (#150CE) All levels (Formerly Fancy Poultry)

STATE FAIR

Members will discover the many different types of poultry from all around the world to gain an appreciation for these colorful birds. Then, construct a pen, plan a budget, and raise your own bantam breed fancy poultry.

FAIR EXHIBIT: A pair of fancy chickens, bantam breeds only. Pair must be one male and one female of the same breed. Birds must have been hatched September 1st of previous year – April 1st of current year, and in possession by June 1st.

Turkeys, Market (#150TM) All levels

STATE FAIR

Raise turkeys for market and learn about turkey flock management. Raise them with adequate equipment and in complete isolation from the chicken flock.

FAIR EXHIBIT: 1 market turkey, recommended 18-20 weeks of age (all birds must be less than one year old). Possession date, June 1st.

Duck, Exhibition (#150DE) All levels

STATE FAIR

Select and raise at least 5 ducks and learn skills in record keeping, feeding, management, breeding, and flock health. Member can raise market or breeding waterfowl; however, ducks are not sold at the county fair.

FAIR EXHIBIT: A pair of ducks. Pair must be one male and one female of the same breed. Birds must have been hatched September 1st of previous year – April 1st of current year, and in possession by June 1st.

Goose, Exhibition (#150GE) All levels

STATE FAIR

Select and raise at least 5 geese and learn skills in record keeping, feeding, management, breeding, and flock health. Member can raise market or breeding waterfowl; however, geese are not sold at the county fair.

FAIR EXHIBIT: A pair of geese. Pair must be one male and one female of the same breed. Birds must have been hatched September 1st of previous year – April 1st of current year, and in possession by June 1st.

Pigeons (#1017) All levels

COUNTY PROJECT

Select pigeons and learn skills in record keeping, feeding, management, breeding, and flock health. Members will learn to raise fancy, racing, or utility pigeons.

FAIR EXHIBIT: A pair of pigeons. Pair must be one male and one female of the same breed. Birds must have been hatched September 1st of previous year – April 1st of current year, and in possession by June 1st.

HORSES



NOTE CHANGE!! Members of any club can enroll in a horse project in 2025. They do not need to be a member of a designated "Horse Club." However, please note that ALL horse project members/ families (regardless of club) are required to assist with county horse events including but not limited to fundraising events, educational events and the set-up, tear down and show needs at the county fair. This year is a test for this new system and we will evaluate rules for the future in the fall.

**** ALL horse project members must complete annual Horse Education Training on either March 13 or April 28 (6:30pm at OSU Extension)**

All Members taking horse projects must also receive, review and agree to follow:

- **Sandusky County 4-H Horse Program Guidelines.** This is included with every equine record book and posted online at <http://go.osu.edu/sc4hhorse>
- **Book #179 (Uniform Rules for Horse Shows, which are provided through 4-H Advisors with project book orders.**

STATE FAIR: Members interested in exhibiting at the Ohio State Fair must compete in a PAS Show (Performance Against a Standard) and meet the minimum scores, deadlines, and health requirements as set by the state fair for their class and age division. Dressage and Roping members must enroll in those projects to be eligible for state fair.

FAIR EXHIBIT: Members taking horse projects (except horseless horse) may enter any appropriate classes (for age, discipline, etc.) as outlined in the fair book. The type of project a member takes does not determine the classes they may enter. **Note:** Jr. Fair entries are required for all animals being exhibited at the fair and are always due July 15th. Completed record and project books are required.

Horseless Horse (#173) Beginner

*Judged in July

Learn about horse care, breeds, and health without having your own horse.

JUDGING REQUIREMENTS: Completed project book. Poster (22x28 inches) or a display of something learned.

FAIR REQUIREMENTS: Poster or display form judging and/or Optional participation in Horseless Horse class.

Beginning Horse Management (#174) Beginner

STATE FAIR

Members taking this project will study the basics of the horse care and learning to ride.

Light Horse Selection (#175) Intermediate

STATE FAIR

Study basic horse anatomy and develop a sound basis in selecting pleasure or breeding stock.

Horse Training (#177) Intermediate

STATE FAIR

Train your horse in basic skills and discipline by becoming a disciplined teacher.

Learning To Jump (#180) Intermediate

STATE FAIR

Learn the basics of jumping by beginning on the flat and progressing through higher obstacles.

Draft Horse (#181) Intermediate

STATE FAIR

Work along with a great working horse to learn about the breed's strengths and skills.

Small Equine (#182) Intermediate

STATE FAIR

Learn about basic care, guiding in-hand, driving, and showmanship of miniature horse, donkey or mule.

Standardbred Horses (Driving) (#184) Intermediate

STATE FAIR

Learn how to safely harness your horse to a cart & drive. Project can be taken with any breed of horse used for driving.

Gymkhana (#186) Intermediate

STATE FAIR

Learn about games on horseback, patterns for speed classes, and caring for your horse while gaming.

Roping (#187) All levels

STATE FAIR

Learn more about the history of roping, equipment, and roping events.

Trail Riding (#188) Intermediate

STATE FAIR

Team up with your horse for competition or pleasure trail riding. Learn the basics of conditioning your horse for the trail.

Dressage (#189) Intermediate

STATE FAIR

Develop your horse's physical and mental condition so you and your horse will work better together.

COMPANION ANIMALS



JUDGING REQUIREMENTS FOR COMPANION ANIMAL PROJECTS: Completed project book. Poster (22x28 inches) or a display of something learned. DO NOT BRING ANIMAL TO JUDGING

FAIR EXHIBIT FOR ALL COMPANION ANIMAL PROJECTS: Small display or poster from judging. All projects have state fair eligibility. Some require selection, others are open to anyone. Contact OSU for details.

All About Dogs (#200) Beginner

STATE FAIR

Learn about the valuable roles' dogs play as companions. Having your own dog is not required for this project.

You and Your Dog (#201D) All levels

STATE FAIR

Learn about all aspects of dog care and welfare while keeping records of the experience of being a dog owner. The youth should care for the dog on a daily basis. *Requires Dog Resource Handbook.*

Dog Achievement Program (#202) All levels

STATE FAIR

This is not a traditional 4-H project. Work at your own pace using online resources for activities and record keeping. You will earn pins & certificates as you select from activities that cover topics such as training, exercise, health and safety. *Requires Dog Resource Handbook, computer, internet access and a family pet. Visit www.go.osu.edu/DAP for additional details.*

Assistance Animals in Action (#210) Intermediate

STATE FAIR

Explore the world of service animals and learn more about how animals, especially dogs, can "lend a paw" to help people.

Cavy (Guinea Pig) (#215) All levels

****STATE FAIR**

Learn how to provide general care and manage Guinea pigs. *Uses project book & 215R, Cavy Resource Handbook.*

Pocket Pets (#220) All levels

****STATE FAIR**

Pocket Pets Resource Handbook (220R) required. Complete the Interest Areas and activities relating to species taken as your project. Activities can be repeated as new species are explored. Some of the species include gerbils, hamsters, mice, & rats.

Cat 1- Purr-Fect Pals (#216) Beginner

****STATE FAIR**

The activities in this project are for youth who may or may not have a cat. It is designed as a beginning level book and covers breeds, behavior, grooming, feeding, and health. Project may be taken up to 3 yrs.

Cat 2 - Climbing Up (#217) Intermediate

****STATE FAIR**

Own and care for one or more cats. This is an intermediate level book, and covers additional topics such as nutrition, training & showing. Complete Cat 1 before taking this project. Project may be taken up to 3 yrs.

Cat 3 – Leaping Forward (#218) Advanced

****STATE FAIR**

Complete Cat 1 and Cat 2 before taking this project. This project digs deeper into the topics first explored in the lower-level projects. It also covers new topics such as genetics, aging, and cat-related careers. Project may be taken up to 3 yrs.



VETERINARY SCIENCE

**Members may enroll in only one veterinary science project per year. They are designed to build on one another and should be completed in order. Project books are designed to be used for up to three years.*

JUDGING REQUIREMENTS FOR VETERINARY PROJECTS: Completed project book. Poster (22x28 inches) or a display of something learned. **DO NOT BRING ANIMALS TO JUDGING**

FAIR EXHIBIT FOR ALL VETERINARY PROJECTS: Small display or poster from judging.

Vet 1- From Airedales to Zebras (#244) Beginner

STATE FAIR

In this project members learn about types of animals, basic needs, nutrition, diseases, pests, and veterinary careers. Member must have access to an animal to complete this project.

Vet 2-All Systems Go (#245) Intermediate

STATE FAIR

Pre-requisite: "From Airedales to Zebras." Learn more about animal health, parasites, disease, and biosecurity. Member must have access to an animal.

Vet 3-On the Cutting Edge (#246) Advanced

STATE FAIR

Pre-requisite: "From Airedales to Zebras" and "All Systems Go!" Learn about animal-human relationships, reproduction, body systems, genetics, preventing disease, and a variety of animal related careers. Member must have access to an animal.



DISCOVERING 4-H

Discovering 4-H (#091) Beginner

COUNTY ONLY

Great project for younger members! Discover & explore the broad variety of topic areas available through 4-H. This project includes activities on animals, health, food & nutrition, nature, plants, machines & tools, recreation, and clothing.

JUDGING REQUIREMENTS: Completed project book. Poster (22x28 inches) or a display of something learned.

FAIR EXHIBIT: Small display or poster from judging.

SELF-DETERMINED

Self-Determined Projects (#365) All levels

STATE FAIR

This project is to “dig deeper” into a current project area, or to develop a plan for a project not currently offered through 4-H. This project is not recommended for 1st year members. Members determine their interest topic, then develop a project outline, due to the Extension Office on June 1st. There are several idea starters available for popular self-determined projects. These are not full project books. You can view them online at: www.ohio4h.org/publications. You can also create a project outline from scratch.

Project Numbers to Use are Based on Topic Area:

365.00 – Traditional/ General Self Determined	365.03 – Family Life	365.06 – Workforce Prep
365.01 – Companion Animal	365.04 – Natural Resources	
365.02 – Creative Arts	365.05 – Quilting	

JUDGING REQUIREMENTS: Complete project outline, and tri-fold display showing what was learned in project. Members may bring additional items along with the tri-fold display to facilitate discussion with the judge.

FAIR EXHIBIT: Tri-fold display from judging, or another related 3D display.

Note: State fair requires a tri-fold display for judging, so we allow those for this project.

A Note about Self-Determined Projects

There are several opportunities to compete at state fair with self-determined projects. Most projects compete on “Self-Determined Project Day” and have similar judging requirements as our county project judging (listed above).

Some topics of self-determined projects are judged on other state fair “days” with similar projects. If you design a self-determined project in any of the specific areas listed above, please note that those judging requirements may vary based on the “Day” they are invited to participate with at the State Fair.

MONEY MANAGEMENT

Exploring Personal Finance (#445) Beginner

STATE FAIR

Members learn more about personal finance, with activities that include exploring how skills affect your ability to earn money, making wise spending decisions, and developing a financial plan.

JUDGING REQUIREMENTS: Completed project book. Poster (22x28 inches) or a display of something learned.

FAIR EXHIBIT: Small display or poster from judging.

Teens . . . On the Road to Financial Success (#448) Advanced

STATE FAIR

In this project members will organize their financial life by analyzing spending, obtaining, and managing banking services, making consumer decisions and exploring financial careers. This project can be taken 1 or 2 yrs.

JUDGING REQUIREMENTS: Completed project book. Poster (22x28 inches) or a display of something learned.

FAIR EXHIBIT: Small display or poster from judging.





HEALTHY LIVING

JUDGING REQUIREMENTS FOR HEALTHY LIVING PROJECTS: Completed project book. Poster (22x28 inches) or a display of something learned.

FAIR EXHIBIT FOR ALL HEALTHY LIVING PROJECTS: Small display or poster from judging. **First Aid in Action Project (#353) also needs to bring First Aid Kit**

Staying Healthy (#351) Beginner

STATE FAIR

This is a great group or individual project. Learn the basics for staying healthy and explore topics like keeping fit, good nutrition, and the importance of personal hygiene. Increase your brain power and express yourself in positive ways.

First Aid in Action (#353) Beginner

STATE FAIR

Identify ways to prevent injuries and learn about basic First Aid techniques and create a family first aid kit.

Medicine Science and Safety (#354) Beginner

STATE FAIR

Who should help you make decisions about medicine? How can you stay safe around it? Explore these topics and more as you learn about medicine science. Project also explores careers in pharmacy.

Tracking Your Health and Fitness (#355) Beginner

STATE FAIR

Learn about health, fitness and tracking your vital measures by hand or with a fitness tracking device.

Superhero You (#434) Beginner

STATE FAIR

Who are you? What makes you unique? Have fun while learning more about yourself, your skills, and your interests.

Your Feelings Matter (#360) Beginner

STATE FAIR

This project lets you explore what emotions are, how to express them, and how to react to them in a positive way. After this project, you'll have tools and techniques to help you through any emotional situation.

You're The Athlete (#300) Intermediate

STATE FAIR

This project is designed for youth who participate in sports. Learn the fundamentals of being a well-rounded athlete. Focus on setting goals, sportsmanship, time management, nutrition, strength & conditioning, and leadership conflict resolution.

Relationships 101 (#356) Intermediate

STATE FAIR

Explore different types of relationships and discover what makes a relationship healthy or unhealthy. Learn about how your personal identity and values influence your relationships with others. Practice communication skills used to effectively solve conflicts with others.

Alcohol and Drug Abuse (#357) Advanced

STATE FAIR

This project covers how alcohol and drugs affect brain performance, the nature of addiction, how alcohol is marketed, why teens use, and how best to respond to the problem.

Your Thoughts Matter (#359) Advanced

STATE FAIR

What does mental health mean? Learn more about the difference between healthy worry and anxiety, sadness, and depression and so much more as you become part of the solution for helping those with mental health disorders.

FAMILY LIFE

Family History Treasure Hunt (#442) All levels

STATE FAIR

Discover your family history as you go on a treasure hunt for jewels of information. Create a record of your findings. Project is designed to be taken over several years.

JUDGING REQUIREMENTS: Completed project book, Research journal/portfolio of family history, Poster (22x28 inches) or a display of something learned.

FAIR EXHIBIT: Small display, portfolio, or poster from judging.

LEADERSHIP & CITIZENSHIP

JUDGING REQUIREMENTS FOR ALL LEADERSHIP & CITIZENSHIP PROJECTS: *Completed project book and portfolio of activities completed.*

FAIR EXHIBIT FOR ALL LEADERSHIP & CAREER PROJECTS: *Portfolio from judging.*

Finding Your Voice: Public Speaking Made Easy (#377) Beginner

STATE FAIR

This project is for teens that are interested in serving on awareness teams, as ambassadors, on Speaker's Bureaus, and other public relations groups. Members plan, present, and evaluate at least one program.

Leadership Road Trip (#375) Intermediate

STATE FAIR

This leadership project guides a member through the adventure of gaining leadership skills through learning about themselves, others close to them, setting goals, practicing communication, and making commitments in leadership.

Club Leadership (#371) Intermediate

STATE FAIR

This project is designed for members who are, or would like to be, club officers and committee chairpersons. Complete ten interactive activities to learn more about leadership, diversity, time management, communication, and club dynamics.

Club Leadership 2 (#383) Advanced

STATE FAIR

Make the best better within your club with this project. Improve your leadership skills by finding your strengths, improving speaking skills and build relationships with members and advisors that will help you resolve issues and develop plans.

Mentoring: Leadership in Action (#370) Advanced

STATE FAIR

A mentoring project for member, age 13 and older with at least two years of 4-H experience. Teens mentor at least one beginner 4-H project member and complete a series of learning experiences with their protégé(s). Updated in 2022.

Diversity: The Source of Our Strength (#372) Advanced

STATE FAIR

See life from various perspectives and have fun learning about new situations and people who are different from you.

My Hands to Larger Service (#373) Advanced

STATE FAIR

This project assists you in making a difference through community service.

Pantry Panic (#376) Advanced

STATE FAIR

This is a combination food & nutrition/community service project that focuses on the creativity and skills needed to provide food and meals while using SNAP and other programs, teaching the member about hunger in their community and what it takes to reduce hunger and maintain food security.

Leadership Master (#378M) Advanced

STATE FAIR

This project is for teens who want leadership experiences different from the opportunities provided through other 4-H leadership projects. 4-H teens who complete this project should have significant previous leadership experience.

Local Government: Answer the Call (#385) Advanced

STATE FAIR

Learn about the levels of local government and ways you can positively impact your community.

4-H Around the Globe (#092) Intermediate

STATE FAIR

This project takes a look at 4-H through an international lens, with close-ups of Ghana, Kosovo, Nicaragua, and South Korea. Key factors make each country's 4-H program different, and dedication to 4-H makes us all the same.



CAREERS

JUDGING REQUIREMENTS FOR ALL CAREERS PROJECTS: Completed project book. Poster (22x28 inches) or a display of something learned.

FAIR EXHIBIT FOR ALL LEADERSHIP & CAREER PROJECTS: Poster or display from judging.

Am I Ready for Work? (#382) Intermediate

STATE FAIR

This career project allows members to prepare for their first paying job. Project includes activities that prepare a member for applying, interviewing, and making good first impression during their job search.

You're Hired! (#386) Advanced

STATE FAIR

Do you have a job or plan to get one soon? Welcome to the world of work! Learn how to make the most of the experience by working with your boss, taking initiative, resolving conflict, receiving feedback, and more. With the right approach, your job experiences will help you grow into a respected and valued employee.

Here, There, Ag Careers are Everywhere (#387) Advanced

STATE FAIR

Career opportunities in agriculture are everywhere and include many options in addition to traditional production farming. Explore your interests and talents, while learning about rewarding ag careers.

HOME LIVING

The Laundry Project (#405) Beginner

STATE FAIR

Everyone likes clean laundry, but do you know how to do it? Learn the basics of the machines, products, being environmentally friendly, how to sort and even do an experiment learning how heat affects different fibers.

JUDGING REQUIREMENTS: Completed project book. Poster (22x28 inches) or a display of something learned.

FAIR EXHIBIT: Small display or poster from judging.

It's My Home (#491) Beginner

STATE FAIR

Learn about basic design elements, organization, upcycling and service learning. You can contribute to your household and still keep your own style in your space.

JUDGING REQUIREMENTS: Completed project book, portfolio and one item from project.

FAIR EXHIBIT: Portfolio or one item from project.

Furniture & Woodwork Recycling (#1009) Intermediate

COUNTY PROJECT

Learn techniques used in restoration, refinishing, or re-upholstering. Choose one large piece or several small pieces and find a new usefulness through one of these options: a) restore an antique; b) refinish a piece of furniture or woodwork in a room; or c) re-upholster furniture. Create portfolio of records, plans, and progress, including pictures.

JUDGING REQUIREMENTS: Completed project book, portfolio, and recycled item.

FAIR EXHIBIT: Recycled item from judging

Makeover My Space (#494) Intermediate

STATE FAIR

Make a big change to a room in your house. Activities assist you to develop a plan and makeover part or an entire room to fit your needs. Create portfolio of records, plans, and progress, including pictures.

JUDGING REQUIREMENTS: Completed project book and poster (22x28 inches) showing before and after pictures.

FAIR EXHIBIT: Poster from judging



FOOD AND NUTRITION

JUDGING REQUIREMENT FOR ALL FOOD AND NUTRITION PROJECTS:

- *Completed project book and project portfolio: All members taking Food and Nutrition Project need to complete a project portfolio for judging. This can be a simple paper or plastic folder with center binder tabs or a three-ring notebook (no 12x12 scrapbooks). Members should have no more than one page for each activity they have completed. Ideas for pages include pictures & captions, journaling, collages, etc. to describe what you did with your project.*
- *All members are expected to bring one prepared food as well as appropriate service & tableware with them to judging in order to provide the judge with a sample. (For example, if you bring mac and cheese please bring a serving spoon, small plate, napkin & fork or spoon.) Disposable items are acceptable.*

FAIR EXHIBIT: Table Setting or portfolio.

Snack Attack! (#484) Beginner

STATE FAIR

Learn how to select and prepare healthy snacks. Members learn how healthy snack choices fit into the MyPlate which serves as a guide for healthy food choices and being physically active.

Let's Start Cooking (#459) Beginner

STATE FAIR

Take a fresh look at basic cooking skills! Learn about food prep, reading recipes and measuring ingredients. Learn how to slice, dice, and use simple kitchen equipment all while keeping safety in mind.

Let's Fill the Cookie Jar (#1007) Beginner

COUNTY PROJECT

Who doesn't love a good cookie? Learn about different types & characteristics of cookies through the recipes in the book. Members are encouraged to explore cookie recipes and determine where they fit in the categories outlined in the project.

SPECIAL NOTE: Please bring six total cookies of two varieties to judging as your "prepared food item."

Everyday Food & Fitness (#481) Beginner

STATE FAIR

Learn how to prepare healthy and hearty snacks using MyPlate. Discover how powerful healthy foods can be to your body and mind. Fun & easy recipes help build kitchen skills. Learn how to add exercise to a healthy diet for a better quality of life.

Sports Nutrition: Ready Set Go (#463) Intermediate

STATE FAIR

Explore eating well and exercise and why they are important healthy habits. Learn about balancing calories, why to hydrate and how to choose the right healthy foods and beverages, as fuel for your body.

Making Pastries, It's Easy as Pie (#1002) Intermediate

COUNTY PROJECT

Explore how to make different types of pastries with lots of fillings and discover how pie can fit into various meals.

Take a Break for Breakfast (#487) Intermediate

STATE FAIR

See how you can combine foods from different food groups for fun and delicious ways to start the day because starting each day the right way is important and now it's fun too.

Grill Master (#472) Intermediate

STATE FAIR

This project focuses on safely preparing food outdoors on a gas or charcoal grill. Learn about portion sizes, cooking meat to safe temperatures, and using accessories to help you prepare a complete meal.

Let's Fill the Cookie Jar Again (#1008) Intermediate

COUNTY PROJECT

Go deeper into the art of cookie making, exploring the cost of cookie making, making a healthier cookie, and investigating the science of time and temperature. The recipes in this project require more time and attention.

SPECIAL NOTE: Please bring six total cookies of two varieties to judging as your "prepared food item."

Star Spangled Foods (#475) Intermediate

STATE FAIR

Discover the customs and traditions that influence some favorite American foods and the ways we like them by experimenting with keeping and serving food at its best.

Let's Bake Quick Breads (#461) Intermediate**STATE FAIR**

Find out why quick breads are tasty through new activities! Learn why quick bread ingredients react with one another and how to alter recipes, including gluten free!

Party Planner: A 4-H Guide to Quantity Cooking (#477) Intermediate**STATE FAIR**

Learn about planning, budgeting, and safely preparing food for large groups. This project also gives suggestions for healthy substitutions & includes several party tips & hints. Each activity includes trying a new recipe (small scale).

Racing the Clock to Awesome Meals (#485) Intermediate**STATE FAIR**

This project focuses on preparing quick, nutritious low-cost meals. Youth practice being more creative with ingredients and tackling more challenging recipes.

Yeast Breads On the Rise (#462) Advanced**STATE FAIR**

Master the art of baking delicious yeast breads. Learn the principles of yeast bread preparation and learn how mixing techniques and ingredients determine product character and quality.

Cooking On My Own (#467) Advanced**STATE FAIR**

Step up and prepare meals for yourself or even your family! A great start on everyday recipes for meals and snacks, this project help you become confident and independent in the kitchen.

Beyond the Grill (#474) Advanced**STATE FAIR**

Explore a variety of outdoor cooking methods like pie irons, solar cooker, rotisserie, and the grill while finding easy ways to follow My Plate guidelines. Then throw a cookout party with your skills!

The Global Gourmet (#469) Advanced**STATE FAIR**

Create rich and delicious meals from Mexico, Africa, Japan, India, Italy, Greece, and Germany as you explore food history, customs, and nutrition to better understand our world.

Kitchen Boss (#476) Advanced**STATE FAIR**

This project is great for those exploring cooking as a profession or simply developing their kitchen skills. Plan, prepare, and present delicious food like the culinary boss you want to be. Focus is on cooking methods, becoming familiar with tools and equipment, and experimenting with ingredients and flavors. Updated 2022.



CLOTHING & TEXTILE



All members taking a clothing project must attend the style revue at the summer showcase in July to be eligible for awards, unless excused ahead of time. The Style Revue is part of these projects. Please plan to participate. Members unable to attend are encouraged to have their outfit modeled or carried by another member. Those not attending can still receive an A on their project, but members cannot place or attend state fair unless their project is represented at Summer Showcase by either the member or another member.

Each project must be a separate outfit (no garment may be used for more than 1 project)

Please note project levels. Beginner projects are designed for members with little to no sewing experience. More experienced members should select intermediate and advanced level projects. This is enforced strictly at the Ohio State Fair and will be enforced at county judging to the best of our ability. If members select more than one clothing project, they should all be of the same level.

Loungewear (#418) All levels

STATE FAIR

Make the top layer of an outfit for lounging at home (robe, fleece shawl, cover up) and accessories to wear with the garment (sleepwear, or footwear) to complete your lounging outfit. Compare fabrics and garments through shopping.

JUDGING REQUIREMENTS: Model garment made as complete outfit. Completed project book & pattern envelope.

FAIR EXHIBIT: Garment(s) made.

Exploring Sewing: Pillowcase (#1004) Beginner

COUNTY PROJECT

This is a very beginner level sewing project designed for youth with little to no prior sewing experience. Members will design and create their own pillowcase following the instructions in the project book (no pattern required). Access to a sewing machine is required.

JUDGING REQUIREMENTS: Pillowcase made, completed project book.

FAIR EXHIBIT: Pillowcase made.

Designed by Me (#410) Beginner

STATE FAIR

Explore current fashion and various decorating techniques to design a one-of-a-kind top that reflects your personality.

Choose a top and add at least two embellishments to show off your personal style then coordinate with other clothing and accessories for complete look.

JUDGING REQUIREMENTS: Model garment made as complete outfit. Completed project book & pattern envelope.

FAIR EXHIBIT: Garment(s) made.

Sew Fun (#409) Beginner

STATE FAIR

Updated book to help you learn about basic sewing tools and techniques. Try activities some of which include stitching by hand, using a sewing machine, choosing fabrics, making a pin cushion, utilizing patterns, making one clothing item from a “beginner” or “easy” pattern (suggestions include elastic waist shorts, skirt, pants, or capris) and designing a “total look.”

JUDGING REQUIREMENTS: Model garment made as complete outfit. Completed project book, & pattern envelope.

FAIR EXHIBIT: Items made.

Sundresses & Jumpers (#413) Beginner

STATE FAIR

This project is recommended for members with beginning-level skills in 4-H clothing projects. Plan and make a sundress or jumper, select a top to wear (if needed) & accessories to complete the look.

JUDGING REQUIREMENTS: Model garment made as complete outfit. Completed project book & pattern envelope.

FAIR EXHIBIT: Garment(s) made.

Terrific Tops (#419) Beginner

STATE FAIR

Want a flattering top that fits your personality? Make your own by sewing, crochet or knitting a top from the pattern of your choice. Learn how to take accurate measurements and some new sewing skills. Then assemble a complete outfit using the top made.

JUDGING REQUIREMENTS: Model garment made as complete outfit. Completed project book & pattern envelope.

FAIR EXHIBIT: Garment made.

Accessories For Teens (#407) Beginner

STATE FAIR

In this beginner level project, members make at least one accessory to add a finishing touch or to achieve a more complete appearance in an outfit.

JUDGING REQUIREMENTS: Model accessories with complete outfit. Completed project book & pattern envelope.

FAIR EXHIBIT: Garment(s) made.

Shopping Savvy (#430) Intermediate

STATE FAIR

Take stock of your wardrobe, learn to compare brands, study trends, and learn proper clothing care. Then go shopping and put together an outfit with accessories. This project does not involve sewing or other clothing construction.

JUDGING REQUIREMENTS: Model complete outfit. Completed project book.

FAIR EXHIBIT: Assembled outfit.

Ready, Set, Sew Active (#415) Intermediate

STATE FAIR

Create an outfit for active sportswear, creating at least one garment of the outfit. Along the way, evaluate your buying habits, complete a plan for accessories, and evaluate your total look.

JUDGING REQUIREMENTS: Model garment made as complete outfit. Completed project book & pattern envelope.

FAIR EXHIBIT: Garment(s) made.

Clothing For Middle School (#424) Intermediate

STATE FAIR

Assemble an outfit for school wear, by making (a) one garment with sleeves or (b) at least two items (example- skirt or pants plus top such as vest, blouse, sweater, or shirt with or without sleeves) and complete with accessories for a total look.

JUDGING REQUIREMENTS: Model garment made as complete outfit. Completed project book & pattern envelope.

FAIR EXHIBIT: Garment made.

Em-bel-lish: A 4-H Guide to Wearable Art (#411) Intermediate

STATE FAIR

For members with some clothing experience who want the opportunity to complete a 4-H project by embellishing clothing. This general project guide explores embellishment ideas, identifying likely clothing items, learning a few techniques, and putting together a completed outfit. (Not a complete how-to, may require additional resources)

JUDGING REQUIREMENTS: Model the garment you embellished as a complete outfit. Completed project book & pattern envelope (if used).

FAIR EXHIBIT: Garment(s) made.

Sew For Others (#412) Intermediate

STATE FAIR

Construct a complete outfit for the person of your choice or adapt three different garments for a disabled or handicapped person. This becomes a new clothing experience through applying experiences such as fittings, alterations, or a new construction type. As well as learning to analyze coloring, figure type, preferences, and styles for your other and learn comparison techniques. This project may be repeated but a different category of "others" must be selected each time.

JUDGING REQUIREMENTS: Bring or have the person wear the garment(s) you constructed as a complete outfit. Completed project book, and pattern envelope.

FAIR EXHIBIT: Garment(s) made or poster showing how you adapted 3 garments for a disabled or handicapped person.

Clothes For High School & College (#406) Advanced

STATE FAIR

Members construct an outfit for "everyday" use in attending classes or meetings at school. The outfit needs to be a minimum of two pieces or a one-piece garment with sleeves, plus other style detail not tried before. Do a wardrobe inventory and analyze your personal coloring, texture, and lines.

JUDGING REQUIREMENTS: Model garment made as complete outfit. Completed project book & pattern envelope.

FAIR EXHIBIT: Garment made.



Clothing for Your Career (#426) Advanced

STATE FAIR

This project will help to build a wardrobe and achieve a “total look” appearance to enhance potential job success. Construct and evaluate a new outfit that has a minimum of two pieces. This outfit should provide several new challenges and fills a job/interview need. Learn to take charge of your image for future needs through activities related to jobs/interviews of your choice, your style and type, and wardrobe management including inventory, alteration, and recycling experiences.

JUDGING REQUIREMENTS: Model garment made as complete outfit. Completed project book & pattern envelope.

FAIR EXHIBIT: Garment made.

Creative Costumes (#408) Advanced

STATE FAIR

Make a complete costume in one of four categories: historical, ethnic/cultural, theatrical, or special interest. You will develop an understanding of clothing & its significance to individuals & groups as well as applying new knowledge to plan & make the costume. Evaluation of the project will be according to the seven clues & include authenticity of adoption & knowledge of costume history or background related to the costume chosen. Project may be repeated.

JUDGING REQUIREMENTS: Model garment made as complete outfit. Completed project book & pattern envelope.

FAIR EXHIBIT: Garment made.

Dress Up Outfit (#417) Advanced

STATE FAIR

Category I - Formal Wear & Category II - Day Wear

Designed for members who have mastered basic clothing construction and are looking for a new challenge. Create at least one garment to be worn as part of a total dress-up outfit.

JUDGING REQUIREMENTS: Model garment made as complete outfit. Completed project book & pattern envelope.

FAIR EXHIBIT: Garment made.

Look Great for Less (#425) Advanced

STATE FAIR

Purchase or put together outfits focusing on spending the least amount of money possible. Activities include investigating sales merchandise, evaluation of quality and use of second hand or resale clothes as well as recycling garments already in the wardrobe. Project does NOT involve sewing or construction skills.

JUDGING REQUIREMENTS: Model the complete outfit, explaining the creativity and resourcefulness used in putting the outfit together. Completed project book.

FAIR EXHIBIT: Assembled outfit.

Outerwear for Anywhere (#420) Advanced

STATE FAIR

Make coat, jacket, or cape, gaining advanced experience as this project is meant to provide a new challenge through creating a tailored garment.

JUDGING REQUIREMENTS: Model garment made as complete outfit. Completed project book & pattern envelope.

FAIR EXHIBIT: Garment made.

Upcycle (#1005) Advanced

COUNTY PROJECT

Take something old and make something new! Members choose an outdated article of clothing and turn it into something stylish again by altering the old garment or using the fabric to create a piece (or two) of their own design. This project requires basic knowledge of clothing construction, as there is no pattern to follow.

JUDGING REQUIREMENTS: Model garment made as complete outfit, Completed project book.

FAIR EXHIBIT: Garment made.

Sewing and Textiles (non-clothing) Master (#432M) Advanced

STATE FAIR

For members who want to sew something other than clothing that is different from what they can make in other 4-H projects or that requires specialized or professional-level skills beyond those typically used in other non-clothing projects. Members should have previous clothing construction experience comparable to what is required for other advanced-level, 4-H clothing projects and be able to plan and complete their own project with minimal supervision or assistance.

JUDGING REQUIREMENTS: Completed portfolio of activities and items made.

FAIR EXHIBIT: Item(s) made.



CREATIVE & LEISURE ARTS

Get Started in Art (#592) All levels

STATE FAIR

Explore the basic elements of visual art through activities on color, line, space, balance, and more. Then complete your own work of art! Can be repeated as long as new learning takes place and new works of art are completed.

JUDGING REQUIREMENTS: One piece of art created (school projects are not acceptable) Completed project book.

FAIR EXHIBIT: Project made (1).

Cake Decorating (#492) All levels

STATE FAIR

Track your learning as you gain new skills and showcase your cake decorating talent! This project can be repeated as long as new learning takes place and new skills are gained. *Use with 492R Cake Decorating Resource Handbook.*

JUDGING REQUIREMENTS: Decorated cake or at least 3 cupcakes, completed project book.

FAIR EXHIBIT: Completed project book or scrapbook/portfolio containing pictures of cakes made.

My Favorite Things (#496) Beginner

STATE FAIR

Interested in creating a collection or taking one you have to the next level? Learn about types of collections, the collecting process and the best way to display your collection.

JUDGING REQUIREMENTS: Completed project book and small sample or display (photos/scrapbook, poster) illustrating your collection.

FAIR EXHIBIT: Display (photos/scrapbook, poster) illustrating your collection. (Due to the expense and/or sentiment of a collection, displaying the actual collection is not recommended.)

Scrapbooking (#497) Beginner

STATE FAIR

Members will learn to create, design, and take care of a scrapbook. Create a theme-based scrapbook.

JUDGING REQUIREMENTS: Scrapbook and completed project book.

FAIR EXHIBIT: Scrapbook for display. This project can be taken no more than two years.

Seeing Through Graphic Design (#593) Intermediate

STATE FAIR

Learn more about visual communication with this hands-on approach to graphic design. Activities include covering color, typography, design basics, symbolism, and branding.

JUDGING REQUIREMENTS: Completed project book and portfolio.

FAIR EXHIBIT: Portfolio (1).

You Can Quilt! (#499) Intermediate

STATE FAIR

Learn the basics of quilt making, including tools needed, pattern basics, fabric selection, sewing techniques, and finishing your quilt. Then choose between two patterns to make a mini quilt.

JUDGING REQUIREMENTS: Completed project book and mini quilt.

FAIR EXHIBIT: Quilted project made (1).

Quilting the Best Better (#498) Intermediate

STATE FAIR

Members should have completed You Can Quilt! Put your quilting skills to work, and use some new patterns, tools & gadgets. Participate in a community service project and create your own lap quilt using the half-square triangle method.

JUDGING REQUIREMENTS: Completed project book and lap quilt.

FAIR EXHIBIT: Quilted project made (1).


Quilting – Self Determined (#365.05) Advanced

STATE FAIR

This project is for those who would like to continue developing their skills to create a memory quilt, larger quilt, t-shirt quilt, or any other pattern. It is a self-determined project which requires completion of an outline due June 1st.

JUDGING REQUIREMENTS: Completed self-determined project guide and quilted item.

FAIR EXHIBIT: Quilted project made (1).



WRITING

The Writer in You (#588) Intermediate

STATE FAIR

Find the motivation you need to start or continue your exploration of the art of writing. Explore why to write, where to get ideas, theme, character, plot and setting, word choice, imagery, and dialogue.

JUDGING REQUIREMENTS: Completed project book, & portfolio.

FAIR EXHIBIT: Portfolio.



PHOTOGRAPHY

For Fair Exhibits: Enlargements may be matted, but not framed unless you will be displaying the item in your club booth. (Extension cannot hang framed photos.)

Photography Basics, Book 1 (#584) Beginner

STATE FAIR

Learn about equipment, lighting, composition, and skill building in this beginner level photography project. Other topics include flash, black & white photography and taking selfies. Access to a camera (phone or other) is required.

JUDGING REQUIREMENTS: Completed project book and either a poster (22 x 28 in) showing a technique learned or illustrating a photo story or a single print mounted no larger than 22 x 28 in.

FAIR EXHIBIT: Poster or single print from judging.

Next Level Photography, Book 2 (#585) Intermediate

STATE FAIR

Learn more about equipment, lighting, composition, and skill building introduced in Photography Basics. Other topics include selecting a lens, rule of thirds, and panorama. Access to a camera (phone or other) is required.

JUDGING REQUIREMENTS: Completed project book and either a poster (22 x 28 in) showing a technique learned or illustrating a photo story or a single print mounted no larger than 22 x 28 in.

FAIR EXHIBIT: Poster or single print from judging.

Mastering Photography, Book 3 (#586) Advanced

STATE FAIR

Continue to learn more about equipment, lighting, composition, and skill building. Other topics include smartphone exposure tips, low light challenges, and studio portraits. Access to a camera (phone or other) is required.

JUDGING REQUIREMENTS: Completed project book and either a poster (22 x 28 in) showing a technique learned or illustrating a photo story or a single print mounted no larger than 22 x 28 in.

FAIR EXHIBIT: Poster or single print from judging.

Photography Master, (#589M) Advanced

STATE FAIR

This project is for those who want a project that is different from other 4-H photography categories or requires specialized or professional level skills beyond typical 4-H photography projects. Members should have previous photography experience comparable to what is required of advanced level photography projects and should be able to plan and complete a project on their own with minimal supervision or assistance.

JUDGING REQUIREMENTS: Completed outline, at least one print demonstrating what the member believes is his or her "best work," and any other items needed to present the project experience to the judge.

FAIR EXHIBIT: Poster or single print from judging.



SCIENCE & AEROSPACE



JUDGING REQUIREMENTS FOR ALL PROJECTS IN THIS SECTION: Completed project book. Poster (22x28 inches) or a display of something learned. Poster is not required if another display is brought in its place.

FAIR EXHIBIT FOR ALL PROJECTS IN THIS SECTION: Poster or small display from judging. **For Robotics Projects (#509 and #512), also bring your robot and be prepared to demonstrate activities with it.**

Science Fun With Dairy Foods (#490) Beginner

STATE FAIR

Your kitchen will become a lab as you observe and experiment with dairy products. As a member of the Dairy Police Task Force you will learn the science behind butter, cheese, and curds while solving the mystery of the Missing Milk.

Science Fun With Kitchen Chemistry (#493) Beginner

STATE FAIR

Discovery how everyday items and kitchen ingredients can be used in cool tests as you learn about matter and its changing forms, explore properties of matter, and all about acids & bases.

Science Fun With Physics (#500) Beginner

STATE FAIR

Uncover the mysteries of daily life; is it magic or physics? See the forces of nature, energy, and the power of physics at work through experiments guided by magician Franco Newton.

Science Fun with Flight (#502) Beginner

STATE FAIR

Members taking this project will take part in a variety of experiments dealing with the forces of flight. Members also have the opportunity to build and fly a glider or model aircraft.

Rockets Away—2 Liter Bottles. (#501) Beginner

STATE FAIR

Study science of rocketry through a variety of experiments. A bottle rocket launcher is available for loan from Ext. Office.

Rockets Away—Solid Fuel (#503) Beginner

STATE FAIR

Study the science of Rocketry through a variety of hands-on experiments for all ages. Members conclude this project by building and launching a solid fuel model rocket.

Microscope Mysteries (#489) Intermediate

STATE FAIR

Learn how microscopes work and use a Foldscope microscope to explore tiny worlds around us. Requires the purchase of a Foldscope kit (kits range from \$20 - \$40).

Young Engineers in Space (#549) Intermediate

STATE FAIR

Explore how conditions in space are different than on Earth and learn how space research helps improve life on Earth.

Young Engineers in Solar Energy (#550) Intermediate

STATE FAIR

Complete nine activities that lead you through the nature of light, earth's relationship with the sun and the technology that allows us to use its energy. Make simple scientific instruments at home with the directions included in the project.

Robotics Essentials (#509) Intermediate

STATE FAIR

Not all robots are the same, but they do share some basic features. Choose from two recommended platforms (LEGO® SPIKE® or VEX®) to learn what a robot is, how to build one, and how to program it. See ohio4h.org/robotics for details. Kit prices start at \$400 and are subject to change. A computer and internet access are required.

Rockets Away—Solid Fuel Rockets Master (#503M) Advanced

STATE FAIR

For members who have completed Rockets Away and want to continue to develop advanced, specialized skills. Members should be able to plan and complete the project on their own with minimal supervision and assistance.

Robotics Master (#512M) Advanced

STATE FAIR

This project is designed for members who want to explore a new robot platform. Previous robot experience is necessary. To complete this project, members will be required to obtain or purchase robotics equipment, which can be a significant financial investment.

BICYCLE

Bicycling for Fun, Level 1 (#517) Beginner

STATE FAIR

In this project you will discover the joy of riding a bicycle, how to do it safely, and how to look out for things that might get in your way. Complete at least seven activities from the project book.

JUDGING REQUIREMENTS: Completed project book. Poster (22x28 inches) or a display of something learned.

FAIR EXHIBIT: Small display or poster from judging.

Wheels in Motion, Level 2 (#518) Intermediate

STATE FAIR

Learn more advanced maneuvers to keep you riding smoothly, such as how to scan and turn, how to select & change gears. Book offers tips on how to choose, maintain, and repair a bike. Complete at least seven activities from the project book.

JUDGING REQUIREMENTS: Completed project book. Poster (22x28 inches) or a display of something learned.

FAIR EXHIBIT: Small display or poster from judging.



ELECTRICITY

Science Fun with Electricity (#531) Beginner

STATE FAIR

Bring the electrical concept to life through kid friendly experiments about static electricity, currents, electromagnetism, electric motors, and electric lights, all with supply list and step by step instructions.

JUDGING REQUIREMENTS: Completed project book. Poster (22x28 inches) or a display of something learned.

FAIR EXHIBIT: Small display or poster from judging.

Magic Of Electricity (#527) Beginner

STATE FAIR

Look around and explore the world of electrical energy. Build a flashlight, a compass, an electromagnet, and electric motor while learning about why certain things insulate better than others and the effect of magnetism.

JUDGING REQUIREMENTS: Completed project book. Poster (22x28 inches) or a display of something learned.

FAIR EXHIBIT: Small display or poster from judging.


Investigating Electricity (#528) Intermediate

STATE FAIR

Build circuits and test voltages, as you put on your detective hat and try your hand at decoding circuit diagrams. Then build a rocket launcher and burglar alarm as you practice decision making and communication skills.

JUDGING REQUIREMENTS: Completed project book. Poster (22x28 inches) or a display of something learned.

FAIR EXHIBIT: Small display or poster from judging.



TRACTORS & ATV

Please note: Tractor project resources are no longer available from our previous supplier and being phased out until supplies are depleted.

Tractor 2 – Gearing Up for Safety (#552) Beginner

This project builds on Tractor 1 and is designed for youth with some agricultural tractor and equipment experience. It includes farm and tractor safety, tractor maintenance, mechanics of engine, accessory equipment, and functions of different operational systems.

JUDGING REQUIREMENTS: Completed project book. Poster (22x28 inches) or a display of something learned.

FAIR EXHIBIT: Small display or poster from judging.

Tractor 3 – Moving Out (#553) Intermediate

Members learn about safety, maintenance, different types of oil systems, fuel safety, and PTOs.

JUDGING REQUIREMENTS: Completed project book. Poster (22x28 inches) or a display of something learned.

FAIR EXHIBIT: Small display or poster from judging.

Tractor 4 – Learning More (#554) Advanced

This project contains more opportunities to learn about mechanics, operational systems, safety, and farm equipment.

JUDGING REQUIREMENTS: Completed project book. Poster (22x28 inches) or a display of something learned.

FAIR EXHIBIT: Small display or poster from judging.


ATV Safety (#555) All levels

STATE FAIR

Activities in this project concentrate on ATV safety and include getting familiar with your ATV, protective gear, riding techniques, safe strategies and practices, and respecting the environment.

JUDGING REQUIREMENTS: Completed project book. Poster (22x28 inches) or a display of something learned.

FAIR EXHIBIT: Small display or poster from judging.



ROPE

Not Just Knots (#540) All levels

STATE FAIR

Learn to make fourteen different simple knots, bends, and hitches. Then show what you have learned with a capstone project of your choosing. Directions for sample capstone projects are available at ohio4h.org/knots.

JUDGING REQUIREMENTS: Completed project book and your capstone project.

FAIR EXHIBIT: Capstone project from judging.



SMALL ENGINE

Crank It Up (#541) Beginner

STATE FAIR

Have fun discovering how small engines work by learning about engine parts, tools, and safety.

JUDGING REQUIREMENTS: Completed project book. Poster (22x28 inches) or a display of something learned.

FAIR EXHIBIT: Small display or poster from judging.

Warm It Up (#542) Intermediate

STATE FAIR

Learn about different engine types and sizes, internal parts, specialized tools, compression, and seasoning your engine.

JUDGING REQUIREMENTS: Completed project book. Poster (22x28 inches) or a display of something learned.

FAIR EXHIBIT: Small display or poster from judging.

Tune It Up (#543) Advanced

STATE FAIR

Learn how to tear down and rebuild small engines. Use diagnostic tools, learn about small engine selection & regulations.

JUDGING REQUIREMENTS: Completed project book. Poster (22x28 inches) or a display of something learned.

FAIR EXHIBIT: Small display or poster from judging.

Ready, Set, Mow (#544) Advanced

STATE FAIR

Learn the ins and outs of operating a lawn mower, whether your style is push, riding, or zero-turn. Safety is first, of course, and it includes everything from knowing a mower's parts to dressing for success. Next up are tips for mowing and maintenance.

JUDGING REQUIREMENTS: Completed project book. Poster (22x28 inches) or a display of something learned.

FAIR EXHIBIT: Small display or poster from judging.



WELDING

Arcs And Sparks - Shielded Metal Arc Welding (#573) Intermediate

STATE FAIR

Learn about safety, selection of equipment and materials, and fabricating techniques with shielded metal arc welding. Basic welding abilities will be developed while constructing several useful projects.

JUDGING REQUIREMENTS: Completed project book, at least one weldment/item from instructions in the book or item from similar plans and skill levels as outline in project (if painted use flat black paint only) and a small sample piece of metal showing a normal bead, butt, fillet, & lap welds. Do not paint your sample welds for judging. This project may be taken multiple years, but new experiences and progression of skills should be demonstrated.

**** NOTE **** This is not wire welding.

FAIR EXHIBIT: One small weldment/item from judging. Items larger than 3 feet in any directions should be discussed with OSU Extension before bringing to display at the county fair.



WOODWORKING

Measuring Up - Woodworking I (#556) Beginner

STATE FAIR

Members will learn basic safety and protective measures as well as how to use simple hand tools. Get started in woodworking by selecting a project helper and setting up a safe place to work with woodworking tools. Member will make one or more items that are useful yet not difficult. Project may be taken up to 3 years.

JUDGING REQUIREMENTS: Completed project book. One project from plans in the book or an item using similar plans and/or skills outlined in the book activities. *NOTE: Hand tools should be used whenever possible.

FAIR EXHIBIT: One of the projects brought to judging.

Making The Cut - Woodworking II (#557) Intermediate

STATE FAIR

Select a wood project that will show off your new skills; you will also learn about the different species of wood, wood projects, and characteristics of wood. Members will make one or more items that are useful yet not too difficult. Project may be taken up to three years.

JUDGING REQUIREMENTS: Completed project book. One project from plans in the book or an item using similar plans and/or skills outlined in the book activities.

FAIR EXHIBIT: One of the projects brought to judging.

Nailing It Together - Woodworking III (#558) Intermediate

STATE FAIR

Build a more complex project using various joining techniques and power tools. Members should make something useful for the family. Project may be taken up to three years.

JUDGING REQUIREMENTS: Completed project book. One project from plans in the book or an item using similar plans and/or skills outlined in the book activities.

FAIR EXHIBIT: One of the projects brought to judging.

Finishing Up - Woodworking IV (#559) Advanced

STATE FAIR

Use the skills you have developed to build larger wood items; teach a young member woodworking skill; plan and organize a project from start to completion. Project may be taken up to three years.

JUDGING REQUIREMENTS: Completed project book. One project from plans in the book or an item using similar plans and/or skills outlined in the book activities.

FAIR EXHIBIT: One of the projects brought to judging.

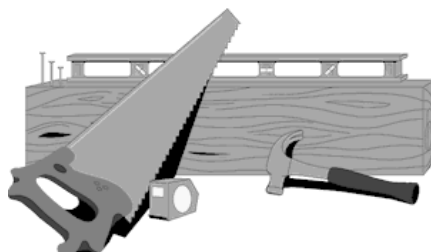
Woodworking Master (#560M) Advanced


STATE FAIR

This project is designed for members who wish to make a woodworking project in a category which is different from other 4-H woodworking projects or requires specialized or professional level skills.

JUDGING REQUIREMENTS: Completed project outline and at least one item made.

FAIR EXHIBIT: One of the projects brought to judging.





GARDENING

How Does Your Garden Grow (#671) Beginner

STATE FAIR

Members complete activities that guide them through creating a flower garden, in the ground or in containers.

Members should plan to obtain seeds and start project in March/April. Project is designed to be taken for two years.

JUDGING REQUIREMENTS: Project book (completed to date) and at least 5 pictures of your garden's progress in a small album or scrapbook.

FAIR EXHIBIT: Your photos or scrapbook from judging.

Grow Your Own Vegetables (#691) Beginner

STATE FAIR

Find vegetables you like to eat and can grow with activities that take you from planning and designing to growing and harvesting. Whether you grow your own in a garden or in containers, you can end the season with delicious and nutritious food for your family's table.

JUDGING REQUIREMENTS: Project book (completed to date) and at least 5 pictures of your garden's progress in a small album or scrapbook.

FAIR EXHIBIT: Your photo album or scrapbook from judging.

Growing With the Seasons (#692) Intermediate

STATE FAIR

Take your garden to the next level with easy to implement, intensive gardening methods that use available space and the entire gardening season.

JUDGING REQUIREMENTS: Project book (completed to date) and at least 5 pictures of your garden's progress in a small album or scrapbook.

FAIR EXHIBIT: Your photo album or scrapbook from judging.

Canning and Freezing (#670) Intermediate

STATE FAIR

Explore water bath canning and freezing home preservation methods. (Pressure canning is not included.)

JUDGING REQUIREMENTS: Project book (completed to date) and at least one jar (pint or quart) of item canned.

FAIR EXHIBIT: One quart or pint jar of item canned by member.

Edible Landscapes (#673) Intermediate

STATE FAIR

Add edibles to a current landscape, swap existing plants for edible plants, create a new garden, or do all three.

JUDGING REQUIREMENTS: Project book (completed to date) and at least one jar (pint or quart) of item canned.

FAIR EXHIBIT: One quart or pint jar of item canned by member.

CONSERVATION & NATURE

JUDGING REQUIREMENTS FOR ALL CONSERVATION PROJECTS: Completed project book. Poster (22x28 inches) or a display of something learned.

FAIR EXHIBIT FOR ALL CONSERVATION PROJECTS: Small display or poster from judging.

Insect Adventures 1 (#644) Beginner

STATE FAIR

Insects are fun! Learn some entomology basics like insect types and body parts and why they are so important to us. Learn how to catch them and build your own collections of 30 insects. Resource manual available.

Insect Adventures 2 (#645) Intermediate

STATE FAIR

Dig into the world of insects a little more through learning about the caterpillar, building a trap and identifying friendly predators, Expand your insect collections to 40 specimens.

Insect Adventures 3 (#646) Advanced

STATE FAIR

Take your insect knowledge to the expert level as you explore insect history, investigate trapping and even a little dissection. Be prepared to finish your collections with 50 insect specimens.



CONSERVATION & NATURE, CONTINUED

**See previous page for judging and exhibit requirements.*



Ohio Birds (#621) All levels

STATE FAIR

Go on field hikes, learn to identify 30 different birds, locate, and describe 10 nests. Make and use a bird feeder.

Beekeeping (#641) All levels

STATE FAIR

Learn how bees live and work and why bees and plants are so important to one another. Learn how to work with bees by working with a beekeeper, help prepare equipment, and extract honey. May be taken more than one year.

Safe Use Of Guns (#630) Beginner

STATE FAIR

Safety First is the attitude of this project where you learn about the parts and how to handle pistols, rifles, and shotguns. Actually, shooting a firearm is not a requirement for this project.

Explore The Outdoors (#611) Beginner

STATE FAIR

Pack your bag & field guide, this project opens your eyes as you explore woodlands, fields, wetlands & geology of Ohio.

Can You Dig it? (#612) Beginner

STATE FAIR

Discover things about the past through clues in rocks, minerals, and fossils. Learn where to find these items, how to identify them and how they formed and design your own display of what you learn.

Why Trees Matter (#620) Beginner

STATE FAIR

Develop interest in trees with experiments on how trees function and understanding their role in our everyday lives.

Outdoor Adventurer: Beginning Fishing (#623) Beginner

STATE FAIR

Learn some fish basics and how to catch them! Plan some fishing trips to fill your logbook.

Be a Sustainability Hero! (#651) Beginner

STATE FAIR

Learn why refusing, reducing, reusing, recycling, and re-purposing make a difference!

Exploring Polar Science (#613) Intermediate

STATE FAIR

Take a close look at the Arctic and Antarctica by learning more about their geography, glaciers, sea ice, plants, and animals. Investigate careers and take an active role in protecting these beautiful and unique environments.

Outdoor Adventurer: Intermediate Fishing (#624) Intermediate

STATE FAIR

Learn more about fishing methods, how to find fish and get them to bite and then learn how to clean them.

Trapping Muskrats In Ohio (#622) Intermediate

STATE FAIR

Learn about muskrats and trapping and how to trap muskrats ethically and humanely by setting and running a trap line.

Farm to Table to Career (#623) Intermediate


STATE FAIR

Explore farm systems, including food production, processing, distribution, and consumption. Investigate agriculture careers, and related career areas.

Explore Ponds (#617) Advanced

STATE FAIR

Experienced outdoorsman can learn about the Earth's water cycle and water conservation and then zoom in to apply it on a smaller scale to your pond's health and its ability to support the environment in and around it.



SHOOTING SPORTS

JUDGING REQUIREMENTS: Completed project book. Poster (22x28 inches) or a display of something learned.

FAIR EXHIBIT: Small display or poster from judging, or item from alternate judging.

Firearms, bows, arrows, or ammunition will not be permitted at judging, or at the County Fair as part of fair exhibits

Shooting Sports Projects - Completed AT HOME

Safe Use of Guns (#630) Beginning

STATE FAIR

Beginning level, one-time book to help members develop knowledge and skills in basic firearm safety. Can be completed without actually shooting a firearm. Requires the help of a knowledgeable adult at home. Members do not shoot at county shooting sports events.

Basic Archery (#631) Beginning

STATE FAIR

Beginning level, one-time book to help members develop knowledge and skills in basic archery safety. Requires the help of a knowledgeable adult at home. Members do not shoot at county shooting sports events.

Shooting Sports Program Projects – With Certified Instructors

***Please note that these are not projects you complete on your own at home. They are part of the Sandusky County 4-H Shooting Sports Program and require participation in at least 3 scheduled activities (including the safety meeting) before judging.** Sandusky County 4-H shooting sports promotes positive youth development through a variety of disciplines. Certified instructors lead range time and work with youth to teach sportsmanship and marksmanship. Most shooting activities take place at the Sandusky County Sportsman Club in Gibsonburg on Monday evenings.



ALL MEMBERS must attend a Program Orientation Kick -Off

April 13 and 14, 2025 at 6:30 pm at the Sandusky County Sportsmans Club. ALL members are asked to attend one.

**If you cannot attend one of the Orientation/Kick-Off, contact OSU Extension or Mary Ann Miller.*

Shooting Sports Rifle (#750) All levels

STATE FAIR

Members learn about gun safety and fundamentals of firing rifles.

Shooting Sports Archery (#751) All levels

STATE FAIR

Members learn about safe and responsible use of archery equipment.

Shooting Sports Shotgun (#752) All levels

STATE FAIR

Members learn about gun safety and fundamentals of firing shotguns.

Shooting Sports Pistol (#753) All levels

STATE FAIR

Members learn about gun safety and fundamentals of firing pistols.

Shooting Sports Hunting & Wildlife (#754) All levels

STATE FAIR

Exploratory project including field trips to various parks and preserves. Project can be completed without hunting. Opportunities to hunt may be available to those also taking an appropriate shooting sports discipline.

Shooting Sports Living History (#756) All levels

STATE FAIR

Members explore historical lifestyles and heritage crafts. They may choose to research any decade from ancient times to the space age. Specific activities are planned for this project separate from shooting activities.

For all 700 level projects (taken with instructors) members will be able to complete their project without purchasing equipment, and most of the supplies are covered by grants from the Ohio Department of Natural Resources, Friends of the NRA, and other organizations. If you would prefer to purchase your own equipment, please wait until after program orientation because the requirements are extremely specific. Most regular practices are held at the Sandusky County Sportsman Club.

Resources for Members and Volunteers

Advisor Handbook: <http://go.osu.edu/4hvolhb>

Volunteers can find Ohio 4-H policies, as well as tips on working with your club.

Club Officer Page: <http://www.ohio4h.org/members/officers/>

Visit this site to download officer books and watch online officer training videos!

Cloverbud Resources: <https://go.osu.edu/4hcb>

This online newsletter includes helpful tips and program ideas for Cloverbud groups.

Ohio State Fair: <http://www.ohiostatefair.com/>

Use the links on this web page to find information about the Ohio State Fair, including ticket information, prices, maps, and state fair livestock shows.

<http://www.ohio4h.org/families/ohio-state-fair/state-fair-non-livestock-4-h-guidebook>

Information about non-livestock 4-H State Fair Classes.

Ohio 4-H STEM Page <https://ohio4h.org/statewide-programs/4-h-stem>

This page includes helpful information about 4-H STEM projects and state-wide events.

Sandusky County Fair: <http://www.sanduskycountyfair.com>

Sandusky County Junior Fair: <http://go.osu.edu/scjrfair>

Jr Fair Office:

Located on the fairgrounds.

Mailing address: PO BOX 124, Fremont OH 43420 Phone: 419-332-1972

Contact Jr Fair for questions about 4-H and FFA livestock entries, junior fair rules, livestock committees, livestock sale, junior fair board, etc.

Sr. Fair Office:

Located at the fairgrounds (in parking lot area)

Address: 712 North Street, Suite 101, Fremont OH 43420 Phone: 419-332-5604

Contact the Sr. Fair Office for questions about building rental, fair passes, camping at the fair, concert tickets, open class entries, vendors, and commercial displays.

2025 Sandusky County 4-H Calendar of Events and Deadlines

While we strive to adhere to published dates and times, sometimes outside circumstances require us to make changes after printing. Event dates and details will be confirmed online and in email communications.

January

- **1** - Ohio State Extension Office Closed for Holiday
- **16** – Teen Opportunities applications due (Award trips, Camp counselor apps, etc.)
- **20**- Ohio State Extension Office Closed for Holiday
- **30**- 4-H Enrollment Kick-Off Meeting and Training for club volunteers *at OSU Extension, 6:30pm*



February

- **1** - 4-H Enrollment Kick-Off Meeting and Training for club volunteers *at OSU Extension, 9am*
- **20** - 4-H Shooting Sports Instructor Meeting & Volunteer Training *at OSU Extension, 6:00pm*

March

- **8** - Ohio 4-H Conference *at Columbus Convention Center, registration due to OSUE by Feb 8 at noon.*
- **13** – 4-H Equine Education Meeting (*all horse project members attend one of these*), 6:30pm

April

- **1** - Enrollment deadline for all members (visit <http://oh.4honline.com>)
****Note:** Enrollment is done online and is open 24/7. However, our office closes at 4pm and tech support is not available 24/7.
- **1** – Market Livestock School and QA – NEW! – Vanguard, 6:30pm
- **13** – Shooting Sports Orientation (all members attend one) *at Sandusky County Sportsman Club, 6:30pm*
- **14** – Shooting Sports Orientation (all members attend one) *at Sandusky County Sportsman Club, 6:30pm*
- **15** – Deadline for Clubs to submit payment.
- **17** – County-Wide Livestock Quality Assurance Training– *Vanguard, 6:30pm*
- **28** – 4-H Equine Education Meeting (*all horse project members attend one of these*), 6:30pm



May

- **12** - County-Wide Livestock Quality Assurance Training– *Vanguard, 6:30pm*
- **26** - Ohio State Extension Office Closed for Holiday

Recurring Committee Meetings:

- The Sandusky County 4-H Advisory Committee meets the fourth Tuesday of each odd numbered month.
- The Sandusky County 4-H Equine Committee meets the first Tuesday of every month.

Occasionally meetings are moved (time or location) due to conflicts, programs, or lack of business. If you would like to attend, please feel free to call the Extension Office at 419-334-6340 to confirm the time and location.

For information about Junior Fair Livestock Committee meetings, please contact the Jr Fair Office at scjrfair@gmail.com

We encourage parents and volunteers to consider becoming involved in county-wide 4-H and Jr Fair Committees!

June

- **1** - Club based QA Deadline – All Attendance Sheets due to office by this date
- **7** - Market Animal Tagging: Beef Feeder, Dairy Beef, Market Lamb, Market Goat *at Fairgrounds Times TBA, see J. Fair Livestock Requirements Summary (Purple Paper)*
- **19** Ohio State Extension Office Closed for Holiday
- **21** - Ohio State Fair Livestock Entries Due to the State Fair by 1pm (no late entries accepted).
- **20-23** - Sandusky County 4-H Camp (*Information at <http://go.osu.edu/SC4HCamp>*)

July

- **1** – QA Deadline for all livestock projects
- **1** - Early Project Judging, by appointment, for members unable to attend on July 8
- **4** - Ohio State Extension Office Closed for Holiday
- **8** - Project Interview Judging for all non-livestock projects *at Grace Community Church*
- **10** - 4-H Summer Showcase Awards Program and Style Revue *at Ole Zim's Wagon Shed*
*Times and details TBA
- **15** - Deadline for Jr. Fair Livestock Entries **4PM**
(*Note: There is a drop box at Junior Fair Office which is available 24/7 when they are not open*)
- **23 – August 3** - Ohio State Fair (Competition opportunities vary by project area)
- **25** – Cloverbud Fun Day at Misty Meadows



August

- **3**- Rabbit Tattoo Day, *Required for Market Rabbit, will tattoo breeding rabbits as needed Time TBA*
- **10** – Skillathon (Required for all Livestock and Horse Projects), *2pm-5pm at the Fairgrounds*
- **11-14** – Skillathon Make-up by appointment only. *Appointments must be made by August 11 at 4pm.*
- **14** - Club Booth Set-Up *at the Fair 5pm – 8pm*
- **15** - Club Booth Set-Up *at the Fair 3pm – 8pm*
- **16** - Club Booth Set Up *at the Fair 9am – 3pm*
- **16** - Project Check-In for all non-livestock projects which are not being displayed in a 4-H Club Booth
- **18-24** - Sandusky County Fair
*Each 4-H Club has Milkshake Stand and Building Security responsibilities at the County Fair
- **24** - Club Booth Tear Down and Project Pick-up *at the Fair, 6-9pm*
- **25** - Club Booth Tear Down and Project Pick-up *at the Fair, 9am-11am*

September

- **1** – Ohio State Extension Office Closed for Holiday
- **15** - Last day to pick up projects left at the county fair (posters and small displays)

October

- **5-11** – National 4-H Week



November

- **1** - Project Member Award Program Applications Due (optional)
- **11** - Ohio State Extension Office Closed for Holiday
- **27-28** - Ohio State Extension Office Closed for Holiday

December

- **24-25** - Ohio State Extension Office Closed for Holiday

4-H PLEDGE

I pledge my **HEAD** to clearer thinking
my **HEART** to greater loyalty.
my **HANDS** to larger service.
and my **HEALTH** to better living.
for my club, my community, my country,
and my world.



Sandusky County 4-H is possible through the generous support of many businesses, organizations and individuals.

We would like to thank everyone for their support.

We Especially Thank:

Sandusky County Commissioners

United Way of Sandusky County

Ag Credit, Fremont

Clyde Young Farmers

Denny & Sherry Lenhart

ODNR & NRA Grant Programs

Ohio 4-H Foundation

Sandusky County 4-H Advisory Committee

Sandusky County Agricultural Society

Sandusky County Dairy Service Unit

Sandusky County Sportsman Club

Townsend Ruritan

And all of the adults and teens who volunteer their time!



Sandusky County 4-H Community Clubs &
Camps are United Way supported programs.

Ohio State University Extension

2000 Countryside Drive, Suite D Fremont, Ohio 43420

Phone: 419-334-6340 <http://sandusky.osu.edu>

Ohio State Extension and the Sandusky County Commissioners Cooperating